

Caring for Forbo Eternal Step

Care Recommendations For






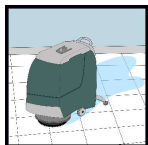

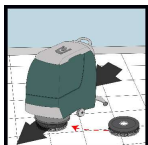
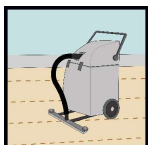
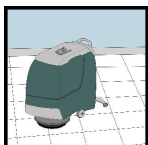


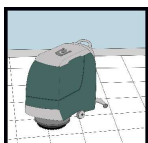

- Eternal Step (Original, Stone)
- Eternal Step SR
- Eternal Step SR Aqua
- Eternal Step Wood

Always refer to and follow the recommendations in **Forbo's General Floor Care Guidelines** prior to starting any cleaning processes. If any special or unusual circumstances arise, contact Forbo's Product Support & Education Services before proceeding with cleaning.

IMPORTANT: Forbo's Eternal Step flooring products contain anti-slip crystals, chips, or granules which provide more slip resistance than regular vinyl flooring. Because of the increased slip-resistance, the use of traditional pads is not recommended. Mop or restorer or floor finish should not be used as they may affect the slip resistant properties of the flooring.

Initial Cleaning

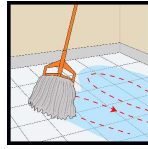
Newly installed floors must be protected from construction soil, traffic and damage. Initial cleaning procedures should be performed on all new installations exposed to normal construction soil and traffic. It is recommended to wait a minimum of five days before conducting any wet cleaning procedures in order to allow the adhesive to dry and cure properly. This timeframe can vary, depending on the substrate, site conditions and/or the adhesive used. Contact Forbo's Product Support & Education Services for additional information.

- | | | |
|---|---|---|
|  |  | 1. Remove all surface debris by sweeping or vacuuming. |
|  |  | 2. Mix a cleaning solution by diluting a neutral pH cleaner in strict accordance with the manufacturer's recommendations. The pH of the cleaning solution must be between 6.0 – 8.0 pH. |
|  |  | 3. Apply the cleaning solution to the floor with either a continuous filament microfiber mop or an automatic scrubber. Allow the solution to dwell on the floor for 5 – 10 minutes.
NOTE: It is recommended to double scrub heavily soiled floors when using an automatic scrubber. |
|  |  | 4. Scrub the floor with either a 175 RPM floor machine or an automatic scrubber using a soft bristled brush. |
|  |  | 5. Pick up the cleaning solution with a wet/dry vacuum or an automatic scrubber. |
|  |  | 6. If using a cleaner that requires rinsing, rinse the entire surface with a clean continuous filament microfiber mop using clean, cool water. Pick up the rinse water with wet/dry vacuum or an automatic scrubber. |
|  |  | 7. Allow the floor to dry completely before allowing traffic. |

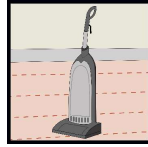
Caring for Forbo Eternal Step

Routine Cleaning

Cleaning typically performed a minimum of once a day, depending on the application, type of traffic and hours of operation.



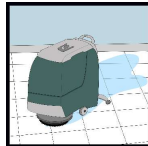
1. Spots or spills should be cleaned up immediately using a neutral pH cleaning solution and a clean microfiber cloth or damp continuous filament microfiber mop. The pH of the cleaning solution must be between 6.0 – 8.0 pH. Rinse the affected area with clean, cool water. Be sure to allow the floor to dry completely before allowing traffic.



2. Remove all surface debris by sweeping or vacuuming.

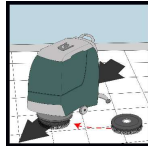


3. Mix a cleaning solution by diluting a neutral pH cleaner in strict accordance with the manufacturer's recommendations. The pH of the cleaning solution must be between 6.0 – 8.0 pH.

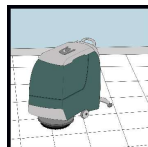



4. Apply the cleaning solution to the floor with either a continuous filament microfiber mop or an automatic scrubber. Allow the solution to dwell on the floor for 5 – 10 minutes.

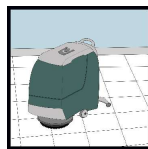

NOTE: It is recommended to double scrub heavily soiled floors when using an automatic scrubber.



5. Scrub the floor with either a 175 RPM floor machine or an automatic scrubber using a soft bristled brush.



6. Pick up the cleaning solution with a wet/dry vacuum or an automatic scrubber.



7. If using a cleaner that requires rinsing, rinse the entire surface with a clean continuous filament microfiber mop using clean, cool water. Pick up the rinse water with wet/dry vacuum or an automatic scrubber.








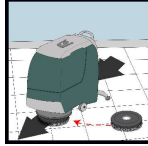
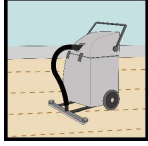


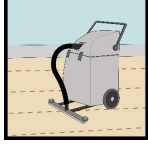




8. Allow the floor to dry completely before allowing traffic.

Caring for Forbo Eternal Step

Interim Cleaning

Interim cleaning is important to deep clean Forbo Eternal Step. Periodically following the steps below will aid in the appearance retention of the floor. A good indication that interim cleaning is required is when routine cleaning is not removing the soil from the floor.

- | | |
|---|---|
|   | <p>1. Remove all surface debris by sweeping or vacuuming.</p> |
|   | <p>2. Make a cleaning solution by diluting a general-purpose cleaner in strict accordance with the manufacturer's recommendations. The pH of the cleaning solution must be between 8.0 – 10.4 pH.</p> |
|   | <p>3. Apply the cleaning solution to the floor with either a continuous-filament microfiber mop or an automatic scrubber. Allow the solution to dwell on the floor for 5 – 10 minutes.
NOTE: It is recommended to double scrub heavily soiled floors when using an automatic scrubber.</p> |
|   | <p>4. Scrub the floor with either a 175 RPM floor machine or an automatic scrubber using a soft bristled brush.</p> |
|   | <p>5. Pick up the cleaning solution with a wet/dry vacuum or an automatic scrubber.</p> |
|    | <p>6. Rinse the entire surface with a clean, continuous filament microfiber mop using clean, cool water. Pick up rinse water with wet/dry vacuum or an automatic scrubber.</p> |
|  | <p>7. Allow the floor to dry completely before allowing traffic.</p> |

NOTE: Weather, traffic and geographical location will influence the required frequency of this procedure. For example, in areas where there are large amounts of snow and chemicals used in the winter months it will likely be necessary to perform this procedure more frequently. In dry climates, or where there is less dirt traffic, it may not be necessary to perform this procedure as frequently.

For additional information, visit www.forboflooringNA.com or contact Forbo's Product Support & Education Services at 1-800-842-7839.